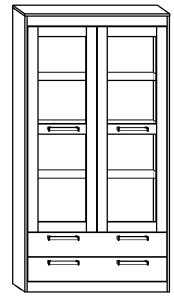




MXS-44 WITRYNA 2S

→ 100+193\36



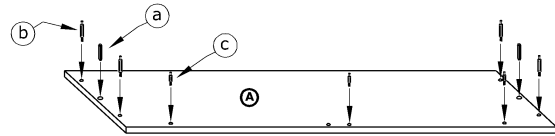
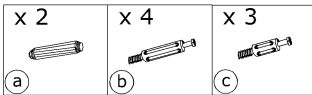
x 9 	x 22 	x 3 	x 25 	x 8 	x 4 				
x 6 	x 6 	x 8 	x 5 	x 4 	x 44 (3,5x16) 			x 10 (3,5x30) 	x 100
x 1 	x 6 		x 2 kpl. (300 mm) 		 60 min 				

1 - FAZY MONTAŻU

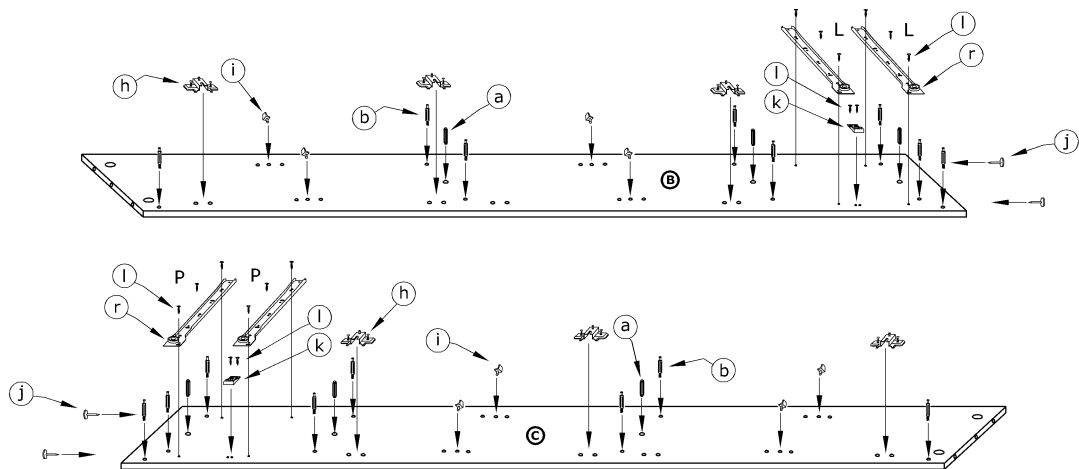
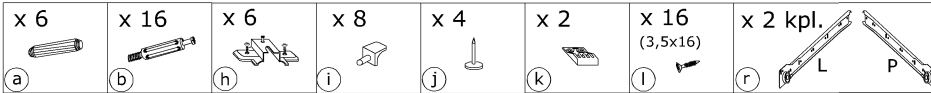
A - OZNACZENIE ELEMENTÓW

a - OZNACZENIE AKCESORIÓW

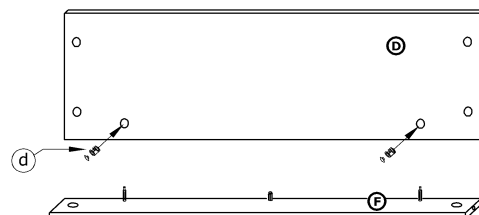
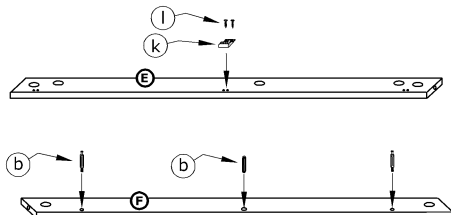
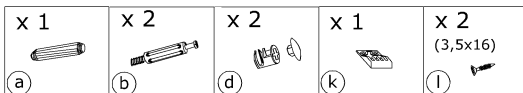
1







2

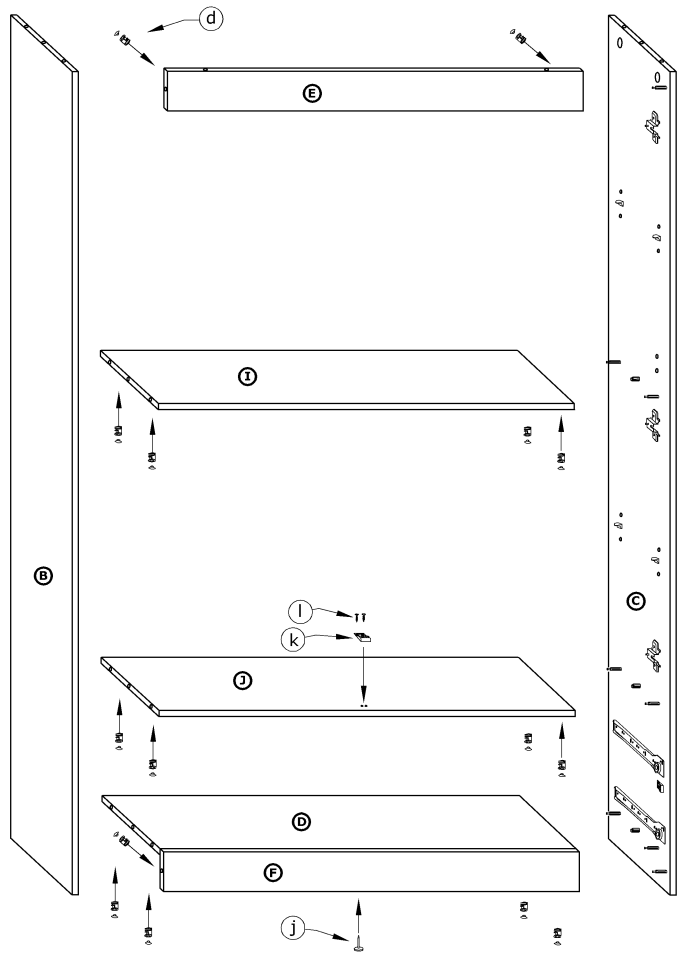


3





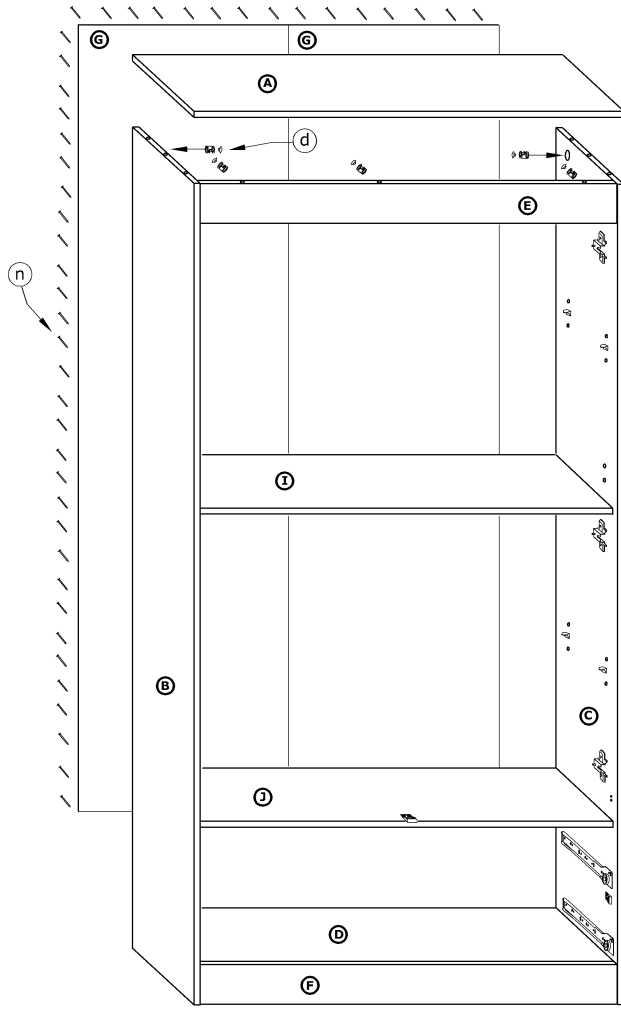
4

- x 16
- (d) 
- x 1
- (j) 
- x 1
- (k) 
- x 2
(3,5x16)
- (l) 






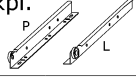


5

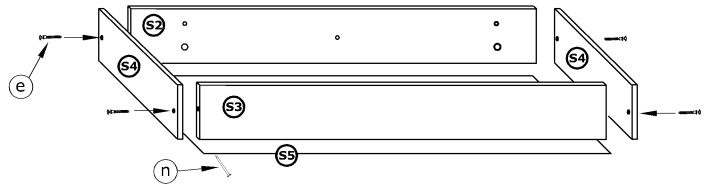
- x 7
- (d) 
- x 60
- (n) 



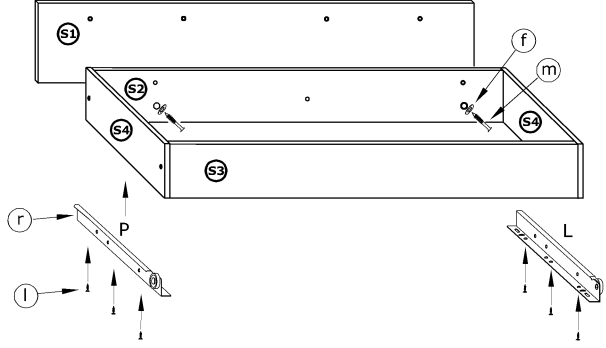
6

x 8  e	x 4  f	x 12 (3,5x16)  l	x 4 (3,5x30)  m	x 40  n	x 2 kpl.  P L r
---	---	--	---	--	--




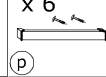
X 2



X 2



7

x 6  g	x 12 (3,5x16)  l	x 6 (3,5x30)  m	x 6  p
---	--	---	---

